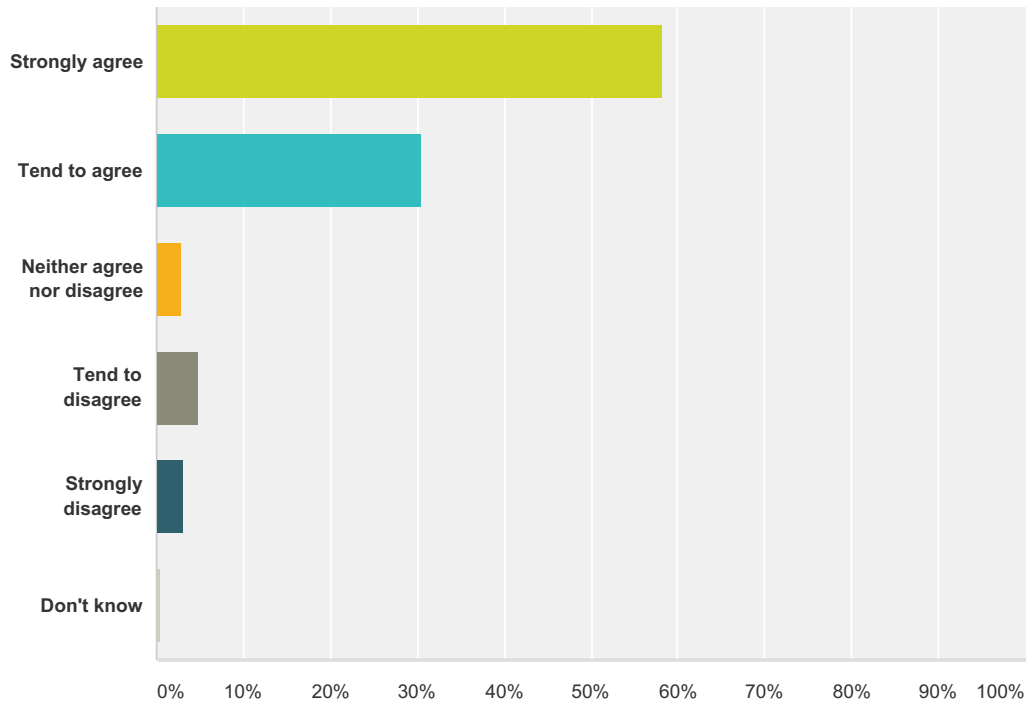


Q1 Q1. Proposal 1: Continue to work closely with other Fire and Rescue Services, and with Police and Ambulance Services, and undertaking an options appraisal to look at all opportunities available to us for future joint working.a. To what extent do you agree or disagree with this proposal?

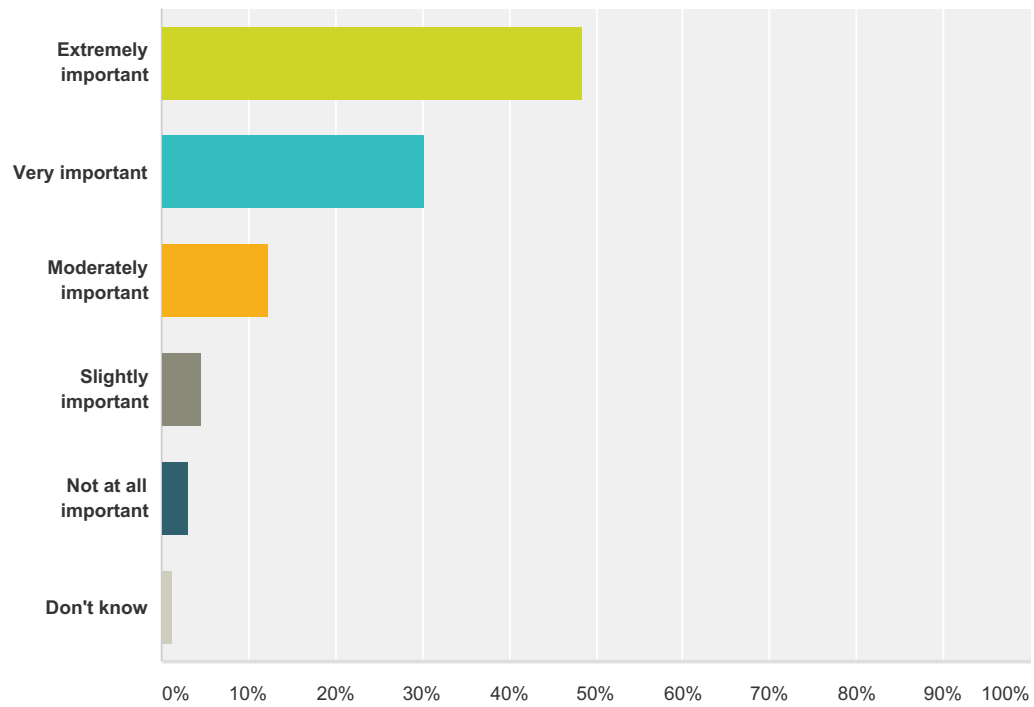
Answered: 496 Skipped: 0



Answer Choices	Responses
Strongly agree	58.27% 289
Tend to agree	30.44% 151
Neither agree nor disagree	2.82% 14
Tend to disagree	4.84% 24
Strongly disagree	3.23% 16
Don't know	0.40% 2
Total	496

Q2 b. How important, or unimportant, do you think this work is?

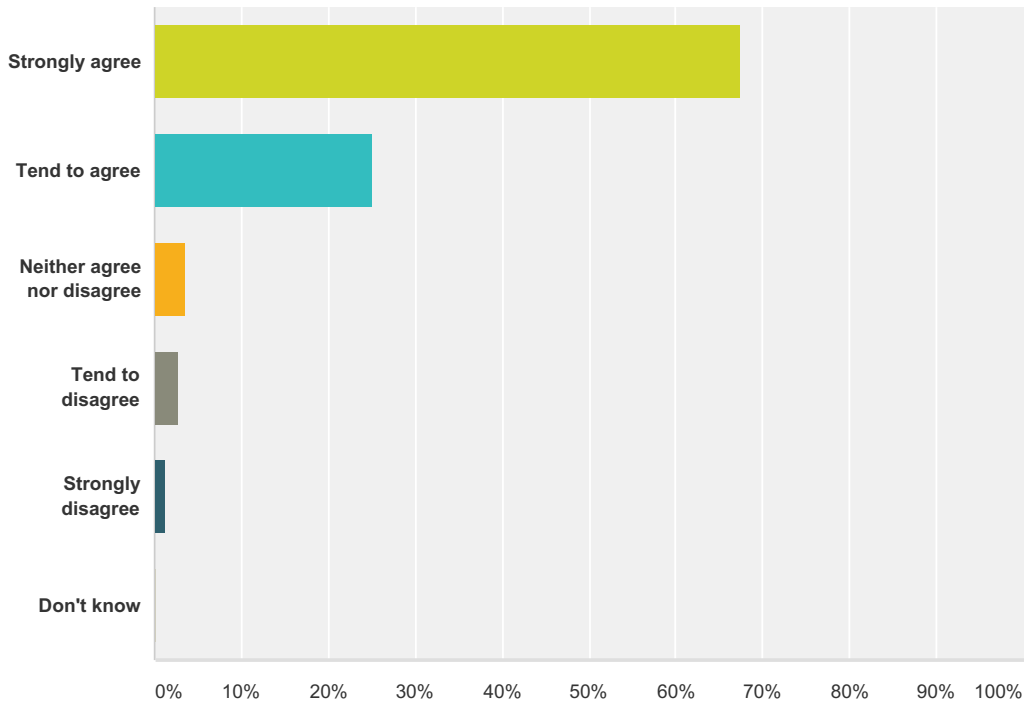
Answered: 492 Skipped: 4



Answer Choices	Responses	
Extremely important	48.37%	238
Very important	30.28%	149
Moderately important	12.40%	61
Slightly important	4.67%	23
Not at all important	3.05%	15
Don't know	1.22%	6
Total		492

Q3 Q2. Proposal 2: Identify people and businesses most vulnerable to fire in the community, by using a broad range of data including information shared by other agencies, so that we can help reduce the risk of injuries and loss of life.a. To what extent do you agree or disagree with this proposal?

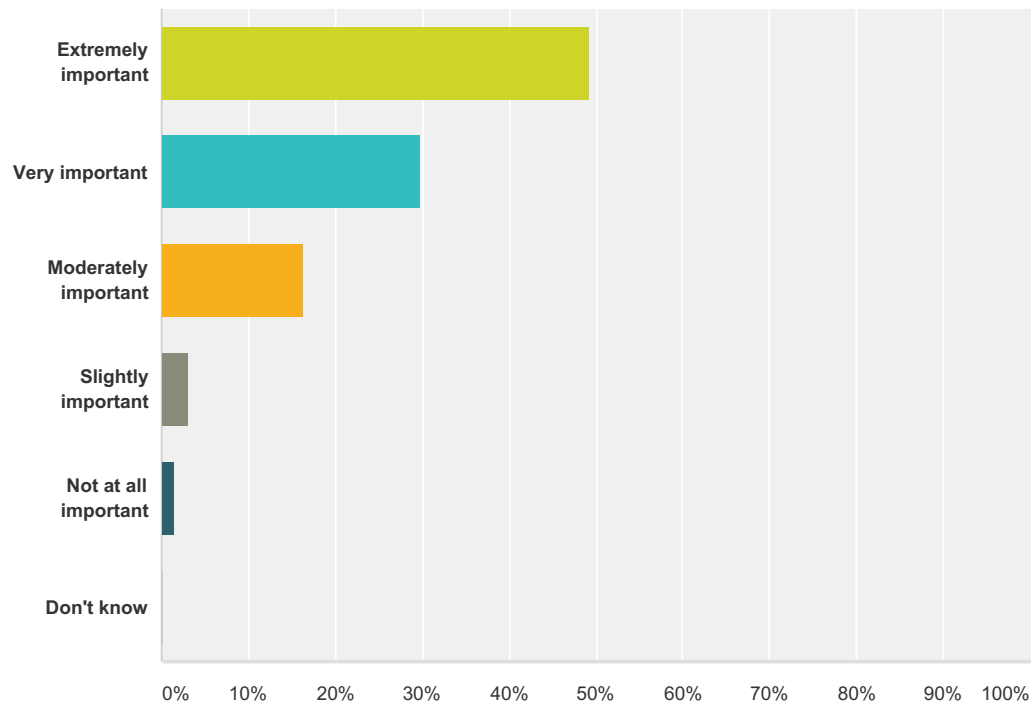
Answered: 496 Skipped: 0



Answer Choices	Responses
Strongly agree	67.34% 334
Tend to agree	25.00% 124
Neither agree nor disagree	3.63% 18
Tend to disagree	2.62% 13
Strongly disagree	1.21% 6
Don't know	0.20% 1
Total	496

Q4 b. How important, or unimportant, do you think this work is?

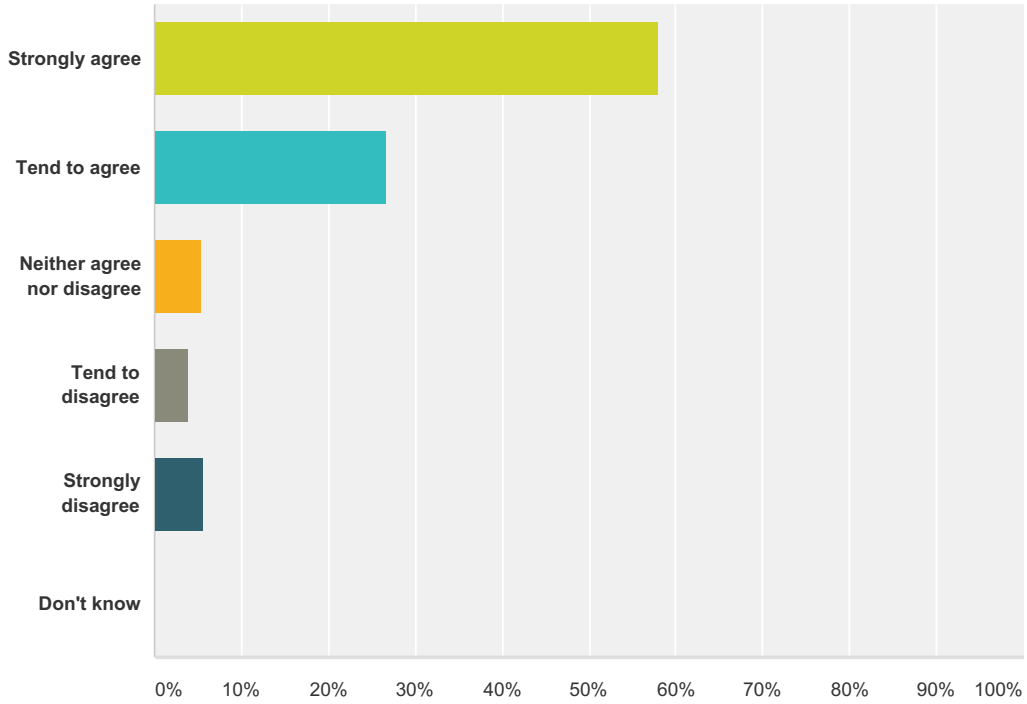
Answered: 493 Skipped: 3



Answer Choices	Responses	
Extremely important	49.29%	243
Very important	29.82%	147
Moderately important	16.23%	80
Slightly important	3.04%	15
Not at all important	1.42%	7
Don't know	0.20%	1
Total		493

Q5 Q3. Proposal 3: Work with the Police and Ambulance partners to help meet demand, improve safety and add public value.a. To what extent do you agree or disagree with this proposal?

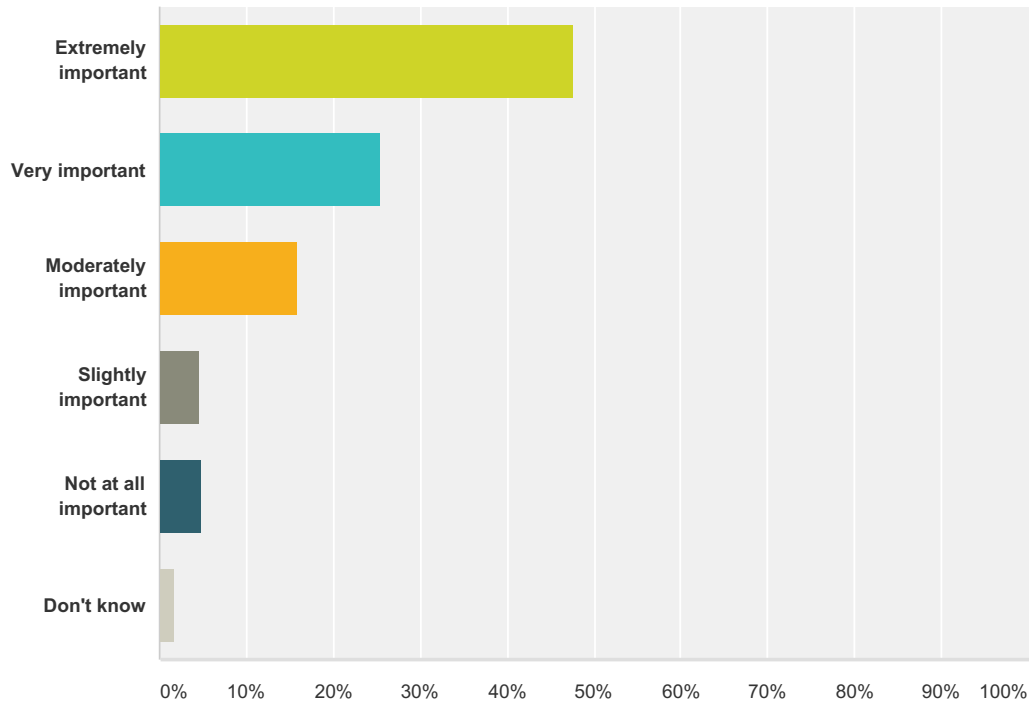
Answered: 496 Skipped: 0



Answer Choices	Responses	
Strongly agree	58.06%	288
Tend to agree	26.81%	133
Neither agree nor disagree	5.44%	27
Tend to disagree	4.03%	20
Strongly disagree	5.65%	28
Don't know	0.00%	0
Total		496

Q6 b. How important, or unimportant, do you think this work is?

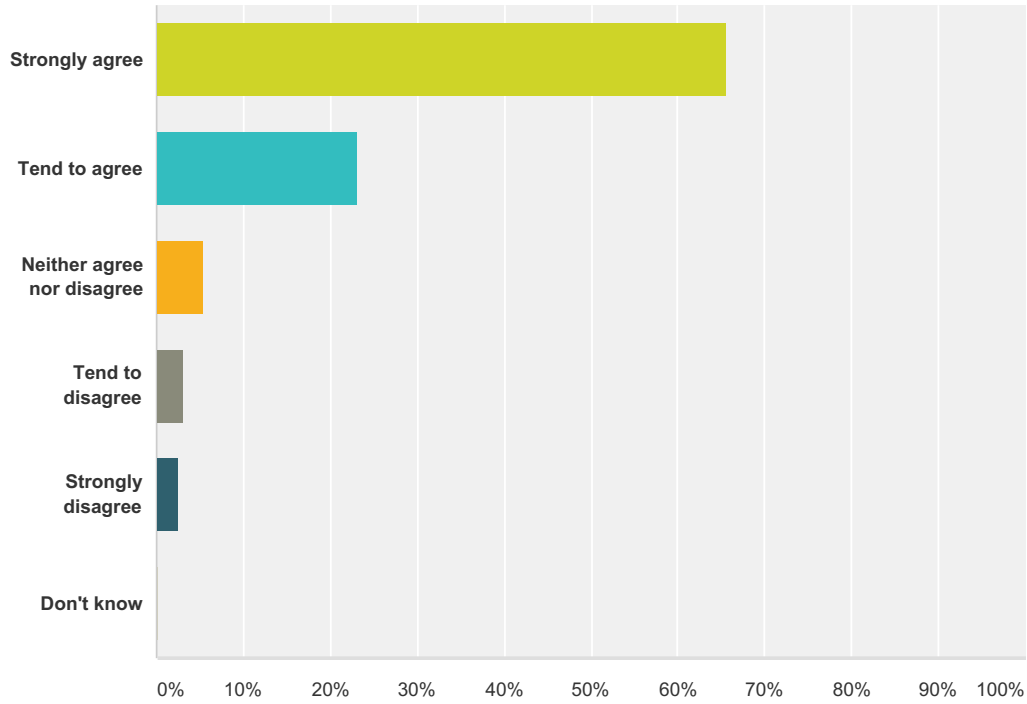
Answered: 492 Skipped: 4



Answer Choices	Responses	
Extremely important	47.56%	234
Very important	25.41%	125
Moderately important	15.85%	78
Slightly important	4.67%	23
Not at all important	4.88%	24
Don't know	1.63%	8
Total		492

Q7 Q4. Proposal 4: Explore our 999 control centre operations to improve how we communicate, share information and respond to incidents with the Police, Ambulance and other Fire and Rescue Services..a. To what extent do you agree or disagree with this proposal?

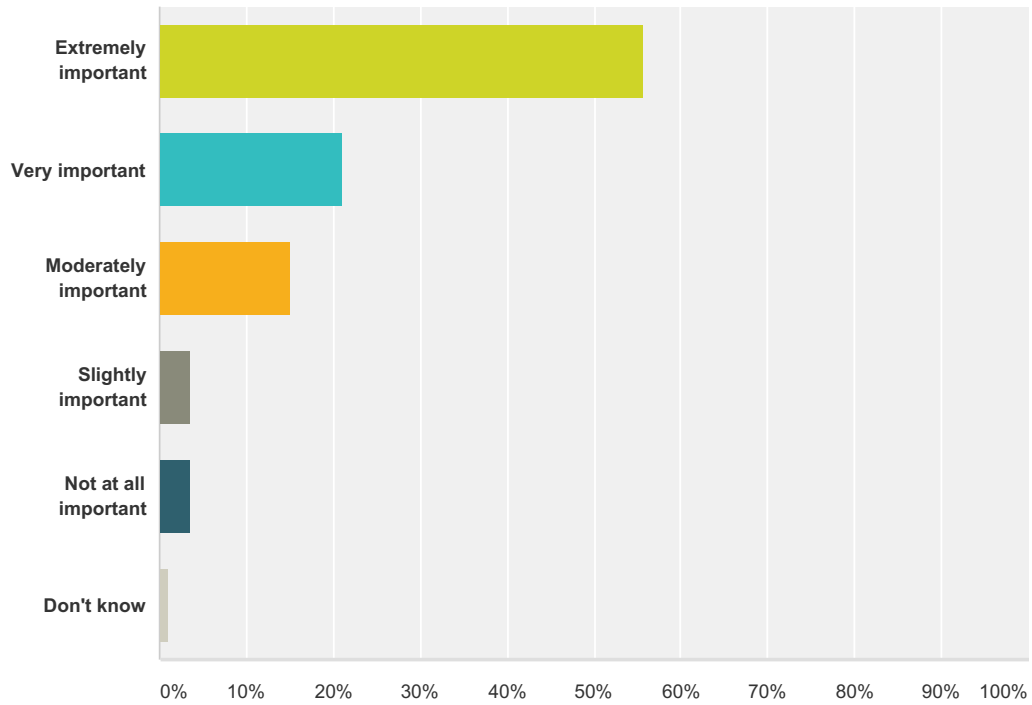
Answered: 496 Skipped: 0



Answer Choices	Responses	
Strongly agree	65.52%	325
Tend to agree	23.19%	115
Neither agree nor disagree	5.44%	27
Tend to disagree	3.23%	16
Strongly disagree	2.42%	12
Don't know	0.20%	1
Total		496

Q8 b. How important, or unimportant, do you think this work is?

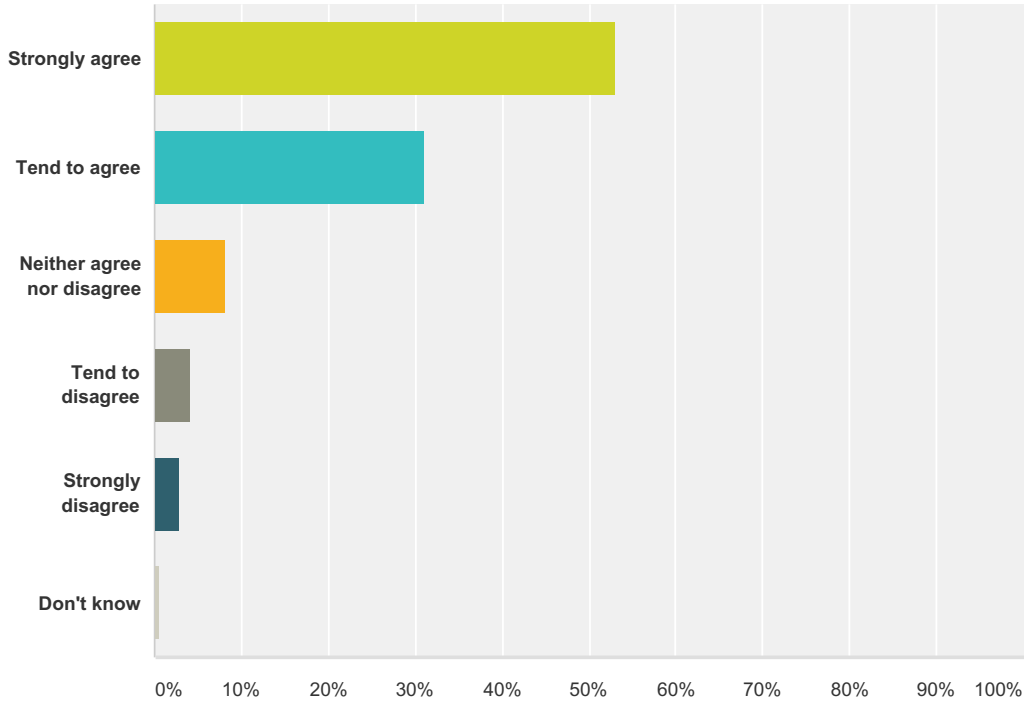
Answered: 491 Skipped: 5



Answer Choices	Responses	
Extremely important	55.80%	274
Very important	21.18%	104
Moderately important	15.07%	74
Slightly important	3.46%	17
Not at all important	3.46%	17
Don't know	1.02%	5
Total		491

Q9 Q5. Proposal 5: Review our training requirements and introduce more realistic training to offset the fall in demand for our traditional services.a. To what extent do you agree or disagree with this proposal?

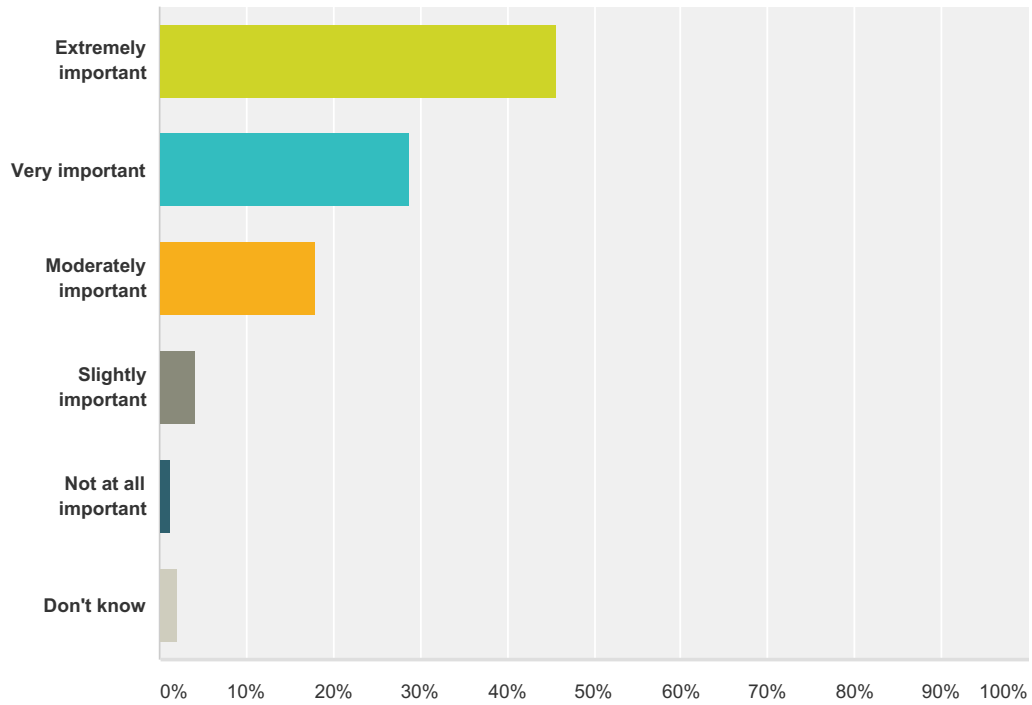
Answered: 453 Skipped: 43



Answer Choices	Responses
Strongly agree	52.98% 240
Tend to agree	31.13% 141
Neither agree nor disagree	8.17% 37
Tend to disagree	4.19% 19
Strongly disagree	2.87% 13
Don't know	0.66% 3
Total	453

Q10 b. How important, or unimportant, do you think this work is?

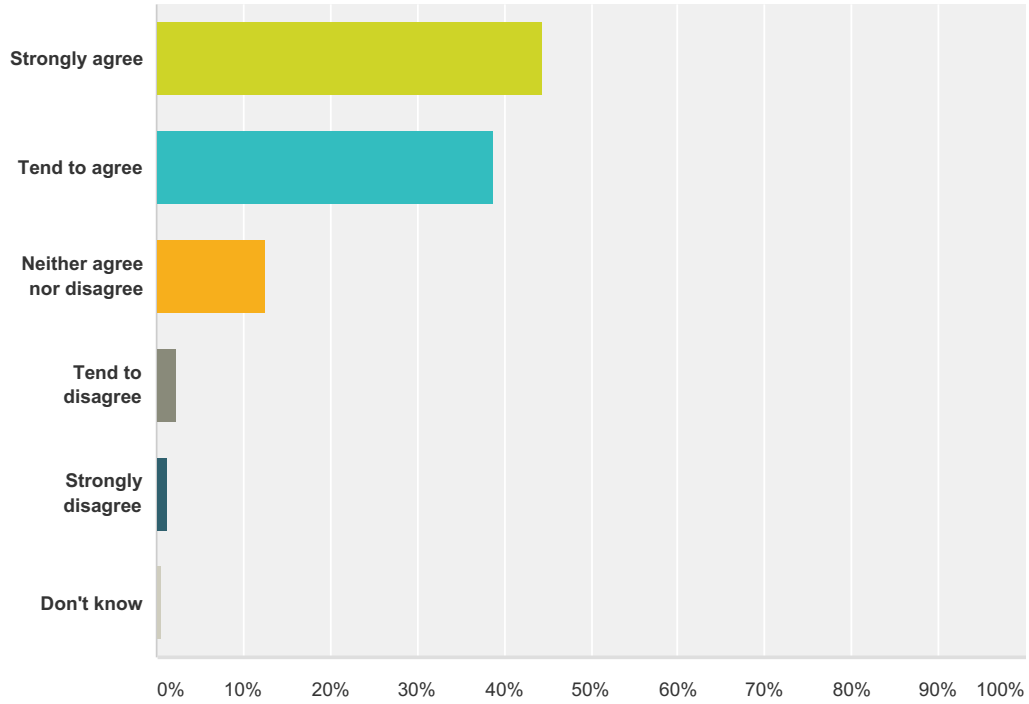
Answered: 448 Skipped: 48



Answer Choices	Responses	
Extremely important	45.76%	205
Very important	28.79%	129
Moderately important	17.86%	80
Slightly important	4.24%	19
Not at all important	1.34%	6
Don't know	2.01%	9
Total		448

Q11 Q6. Proposal 6: Better understand our communities, providing safety programmes that will reflect local needs and benefit residents.a. To what extent do you agree or disagree with this proposal?

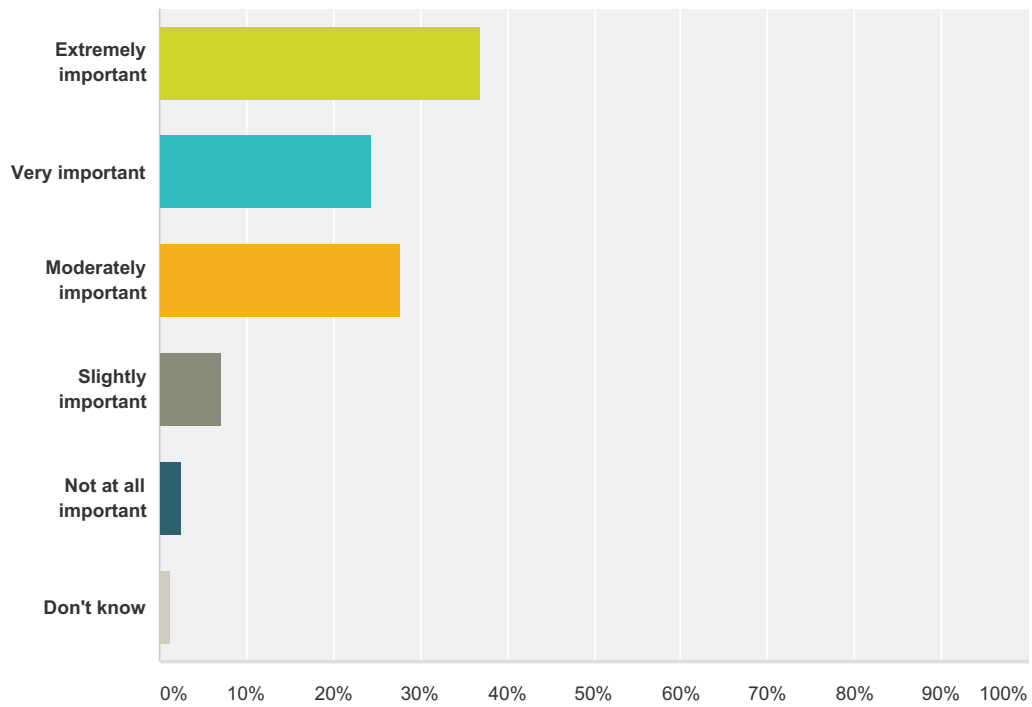
Answered: 453 Skipped: 43



Answer Choices	Responses	
Strongly agree	44.37%	201
Tend to agree	38.85%	176
Neither agree nor disagree	12.58%	57
Tend to disagree	2.21%	10
Strongly disagree	1.32%	6
Don't know	0.66%	3
Total		453

Q12 b. How important, or unimportant, do you think this work is?

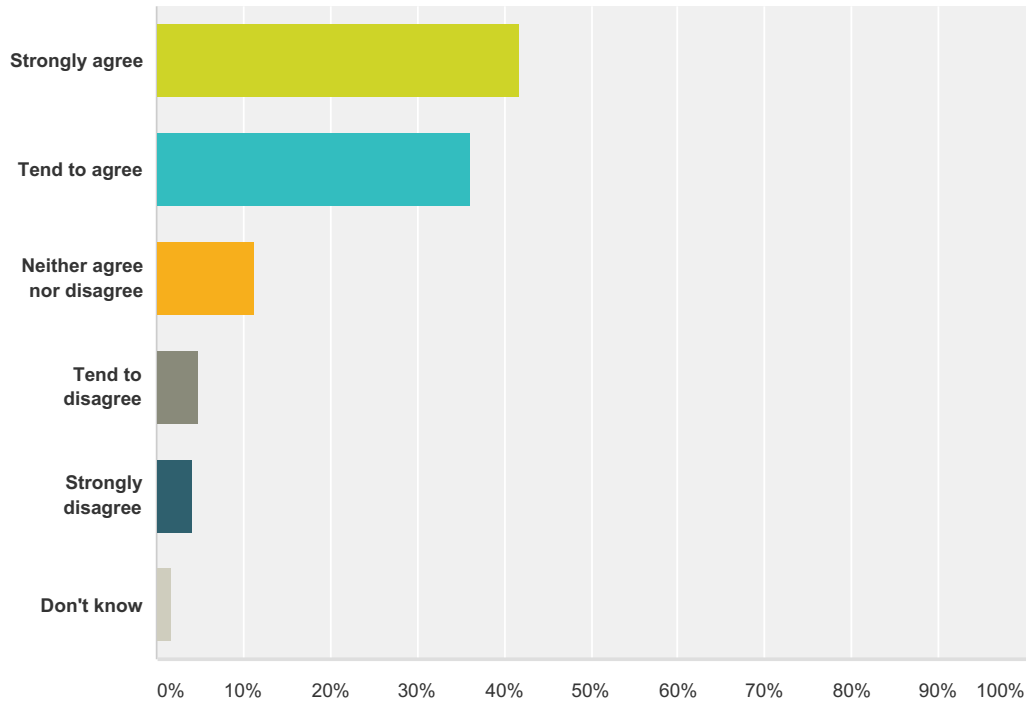
Answered: 450 Skipped: 46



Answer Choices	Responses	
Extremely important	36.89%	166
Very important	24.44%	110
Moderately important	27.78%	125
Slightly important	7.11%	32
Not at all important	2.44%	11
Don't know	1.33%	6
Total		450

Q13 Q7. Proposal 7: Continue to look for ways to reduce costs and maximise income opportunities, allowing us to invest money in our workforce, facilities and communities.a. To what extent do you agree or disagree with this proposal?

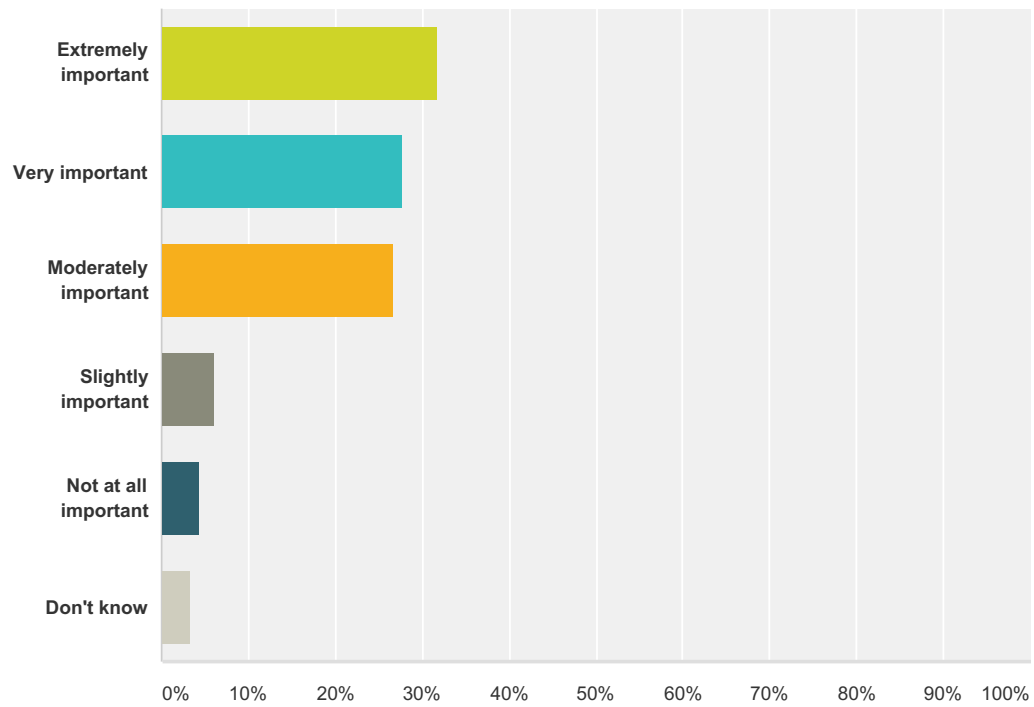
Answered: 453 Skipped: 43



Answer Choices	Responses	Count
Strongly agree	41.72%	189
Tend to agree	36.20%	164
Neither agree nor disagree	11.26%	51
Tend to disagree	4.86%	22
Strongly disagree	4.19%	19
Don't know	1.77%	8
Total		453

Q14 b. How important, or unimportant, do you think this work is?

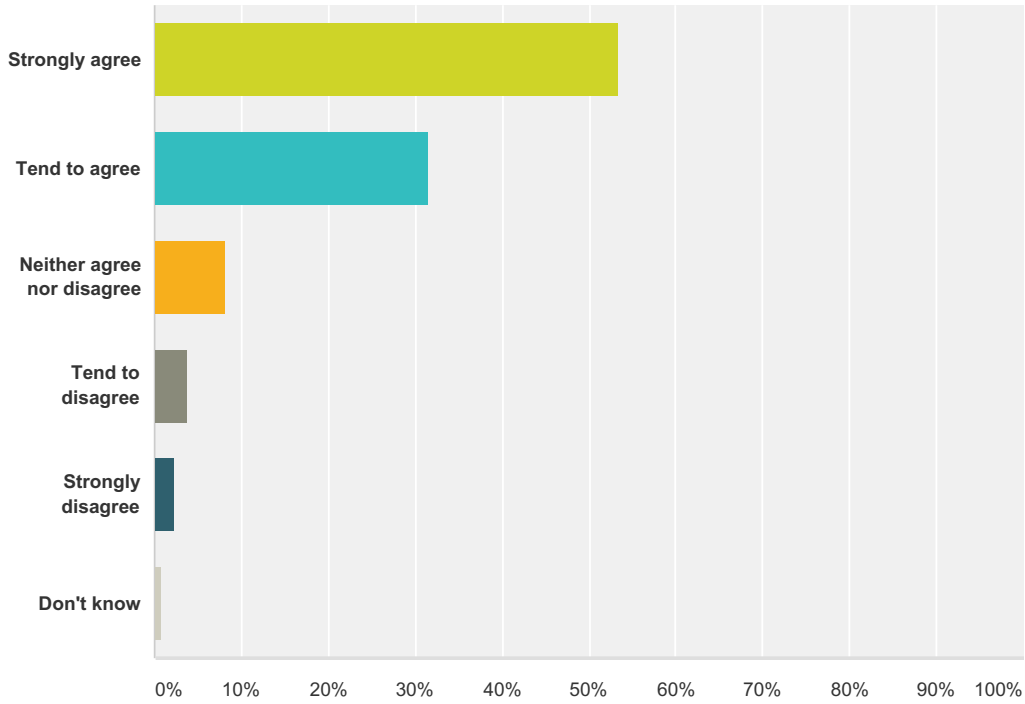
Answered: 450 Skipped: 46



Answer Choices	Responses	
Extremely important	31.78%	143
Very important	27.78%	125
Moderately important	26.67%	120
Slightly important	6.00%	27
Not at all important	4.44%	20
Don't know	3.33%	15
Total		450

Q15 Q8. Proposal 8: Review the criteria for the Surrey Response Standard, to ensure it takes into account the attendance of the most appropriate vehicle and crew for the type of incident reported.a. To what extent do you agree or disagree with this proposal?

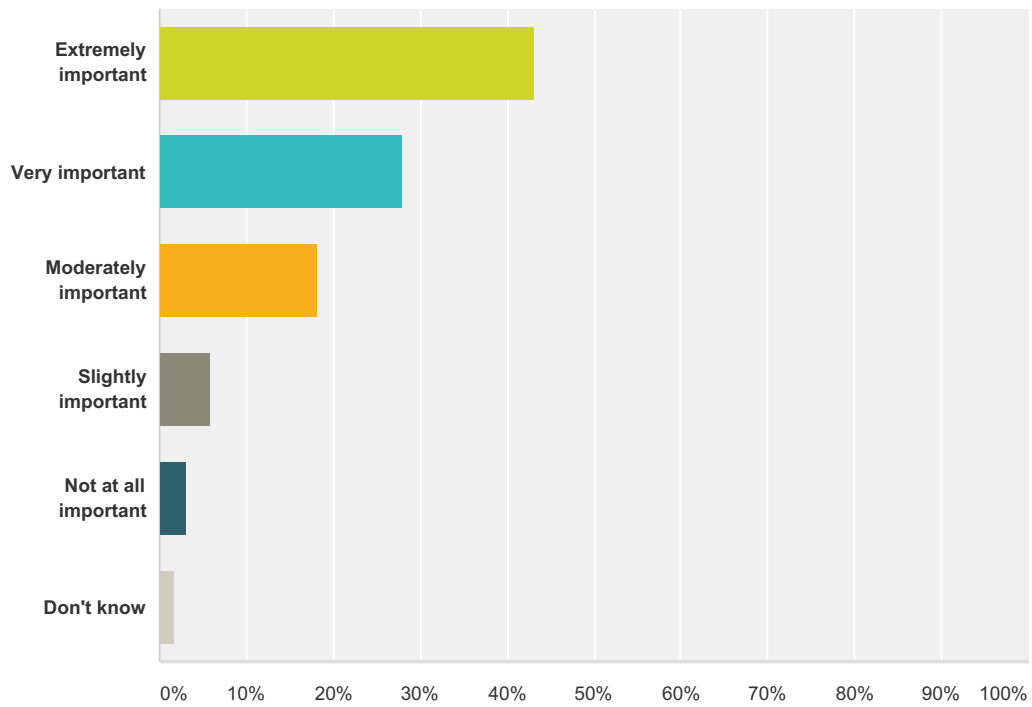
Answered: 453 Skipped: 43



Answer Choices	Responses	
Strongly agree	53.42%	242
Tend to agree	31.57%	143
Neither agree nor disagree	8.17%	37
Tend to disagree	3.75%	17
Strongly disagree	2.21%	10
Don't know	0.88%	4
Total		453

Q16 b. How important, or unimportant, do you think this work is?

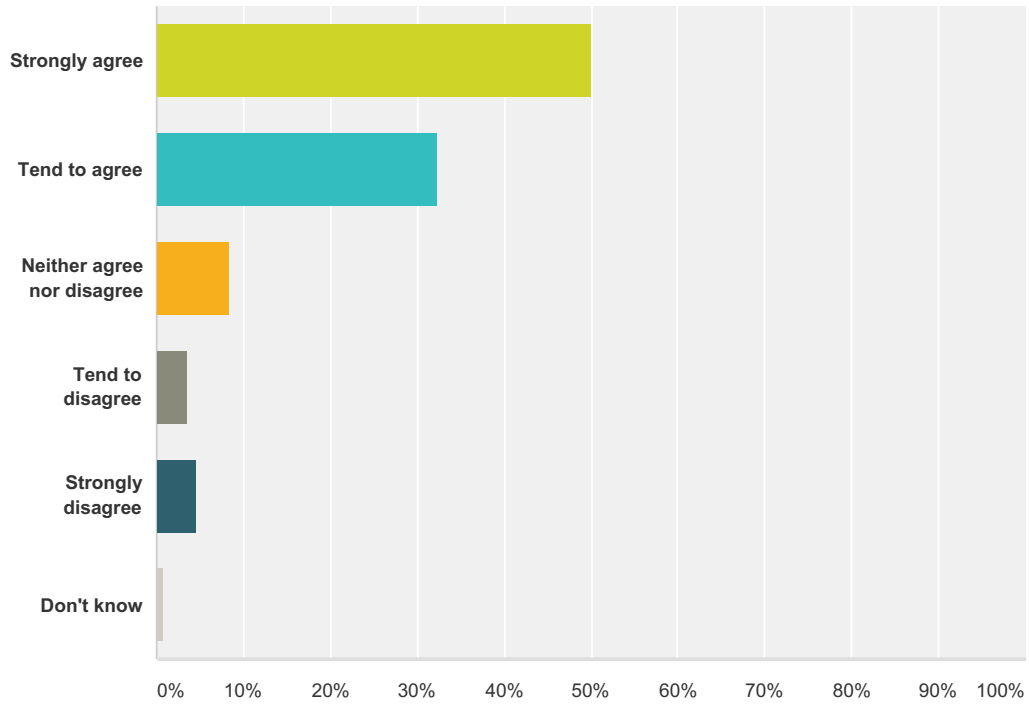
Answered: 451 Skipped: 45



Answer Choices	Responses	
Extremely important	43.24%	195
Very important	27.94%	126
Moderately important	18.18%	82
Slightly important	5.76%	26
Not at all important	3.10%	14
Don't know	1.77%	8
Total		451

Q17 Q9. Proposal 9: Explore how we deal with automatic fire alarms, including how we handle the initial call, because these can restrict our ability to respond to genuine emergencies.a. To what extent do you agree or disagree with this proposal?

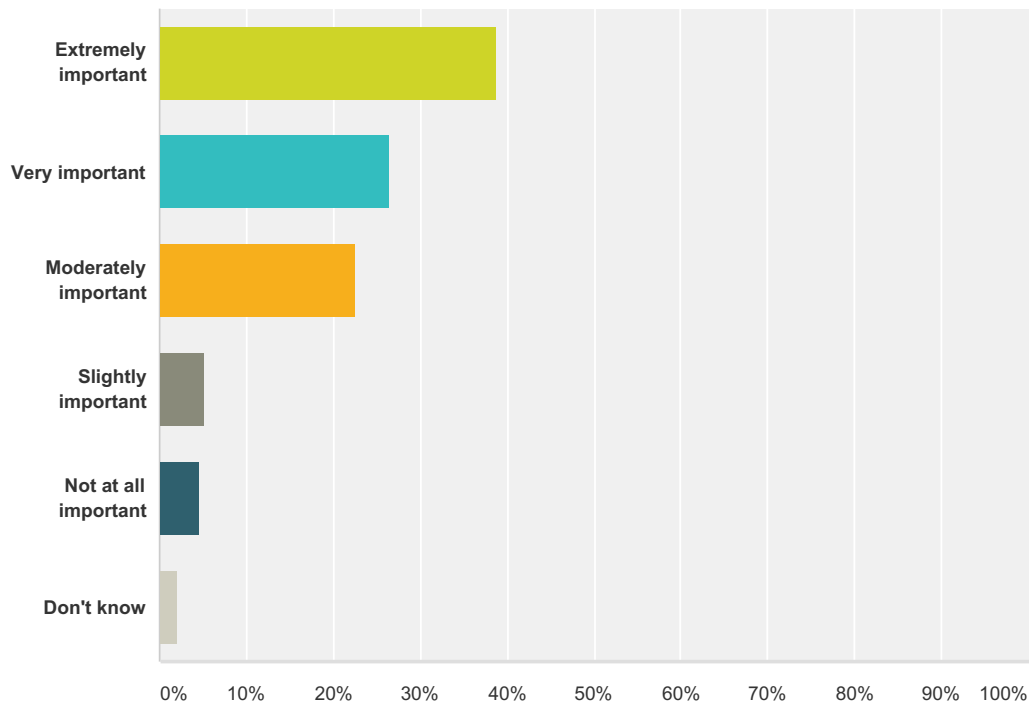
Answered: 453 Skipped: 43



Answer Choices	Responses
Strongly agree	50.11% 227
Tend to agree	32.45% 147
Neither agree nor disagree	8.39% 38
Tend to disagree	3.53% 16
Strongly disagree	4.64% 21
Don't know	0.88% 4
Total	453

Q18 b. How important, or unimportant, do you think this work is?

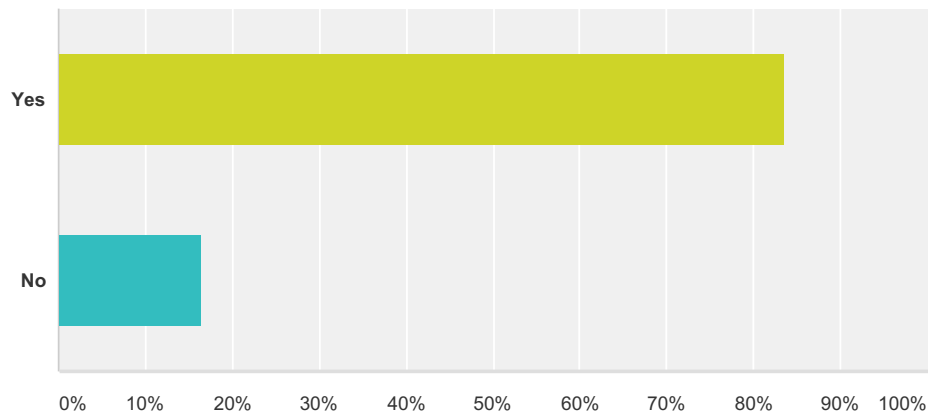
Answered: 451 Skipped: 45



Answer Choices	Responses	
Extremely important	38.80%	175
Very important	26.61%	120
Moderately important	22.62%	102
Slightly important	5.32%	24
Not at all important	4.66%	21
Don't know	2.00%	9
Total		451

Q19 8. Are you happy to answer some equality and diversity questions?

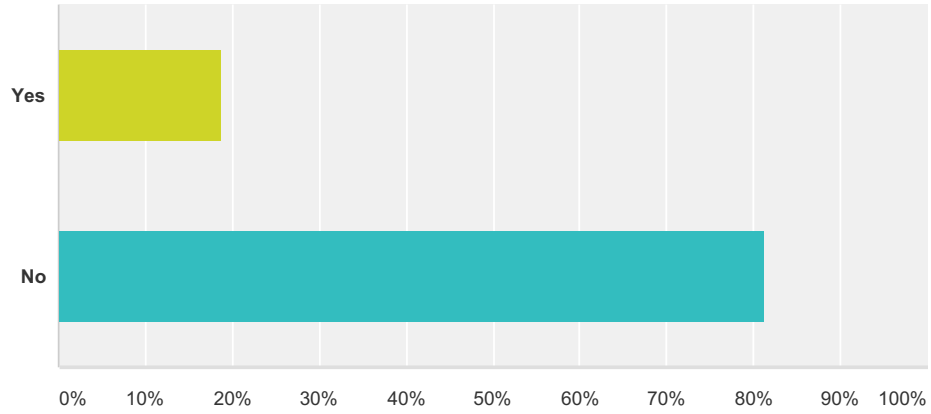
Answered: 452 Skipped: 44



Answer Choices	Responses
Yes	83.41% 377
No	16.59% 75
Total	452

Q20 1. Are there any positive or negative impacts that you believe we should take into account?

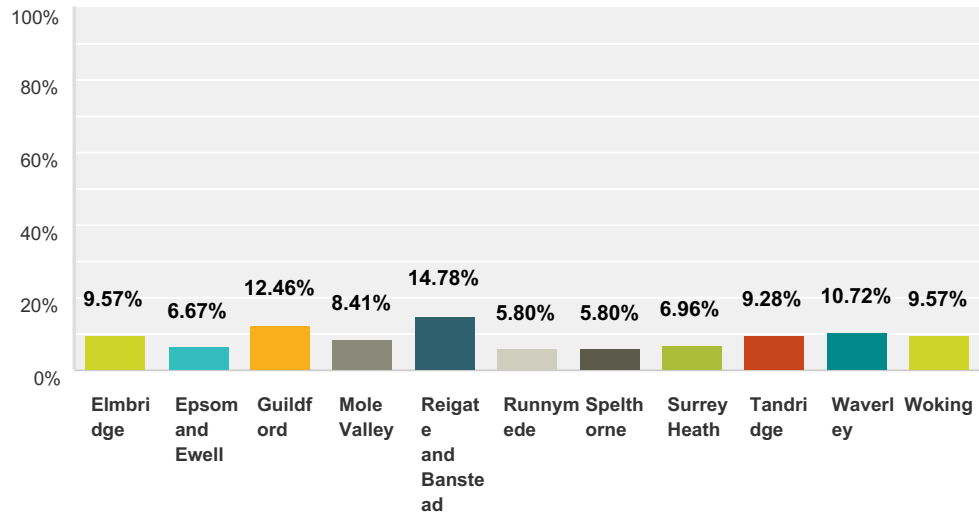
Answered: 335 Skipped: 161



Answer Choices	Responses	
Yes	18.81%	63
No	81.19%	272
Total		335

Q21 2. Which District or Borough of Surrey do you live in / is your business located in?

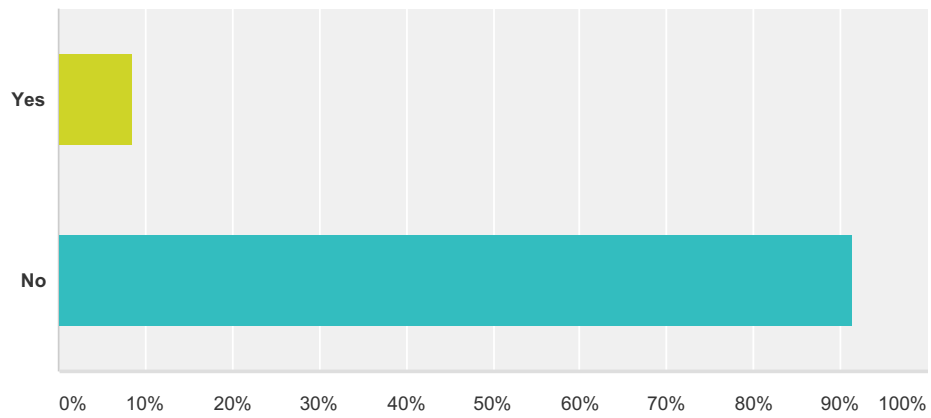
Answered: 345 Skipped: 151



Answer Choices	Responses	
Elmbridge	9.57%	33
Epsom and Ewell	6.67%	23
Guildford	12.46%	43
Mole Valley	8.41%	29
Reigate and Banstead	14.78%	51
Runnymede	5.80%	20
Spelthorne	5.80%	20
Surrey Heath	6.96%	24
Tandridge	9.28%	32
Waverley	10.72%	37
Woking	9.57%	33
Total		345

Q22 3. Are you responding on behalf of an organisation?

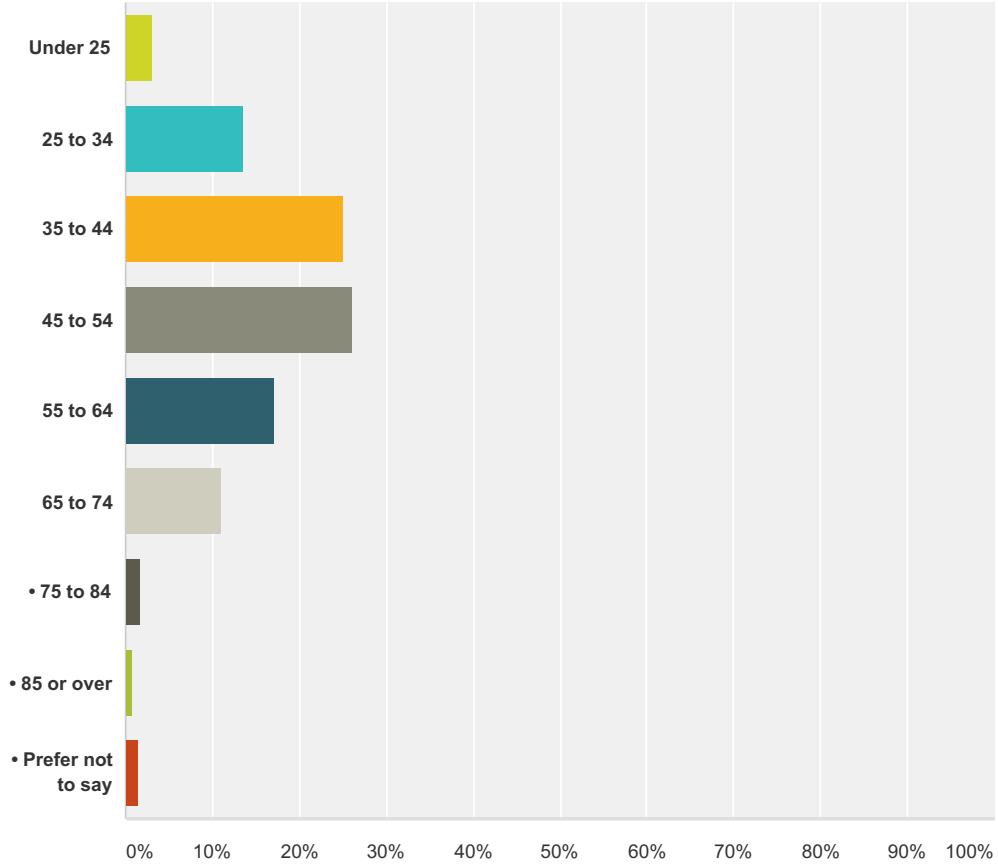
Answered: 359 Skipped: 137



Answer Choices	Responses	
Yes	8.64%	31
No	91.36%	328
Total		359

Q23 4. What was your age on your last birthday? Please choose one of the following answers:

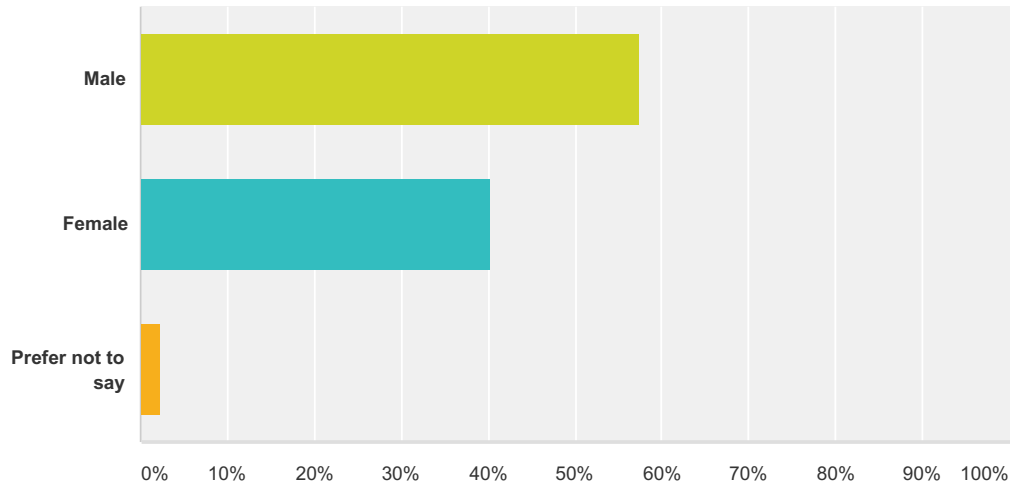
Answered: 360 Skipped: 136



Answer Choices	Responses	
Under 25	3.06%	11
25 to 34	13.61%	49
35 to 44	25.00%	90
45 to 54	26.11%	94
55 to 64	17.22%	62
65 to 74	11.11%	40
• 75 to 84	1.67%	6
• 85 or over	0.83%	3
• Prefer not to say	1.39%	5
Total		360

Q24 5. Are you male or female?

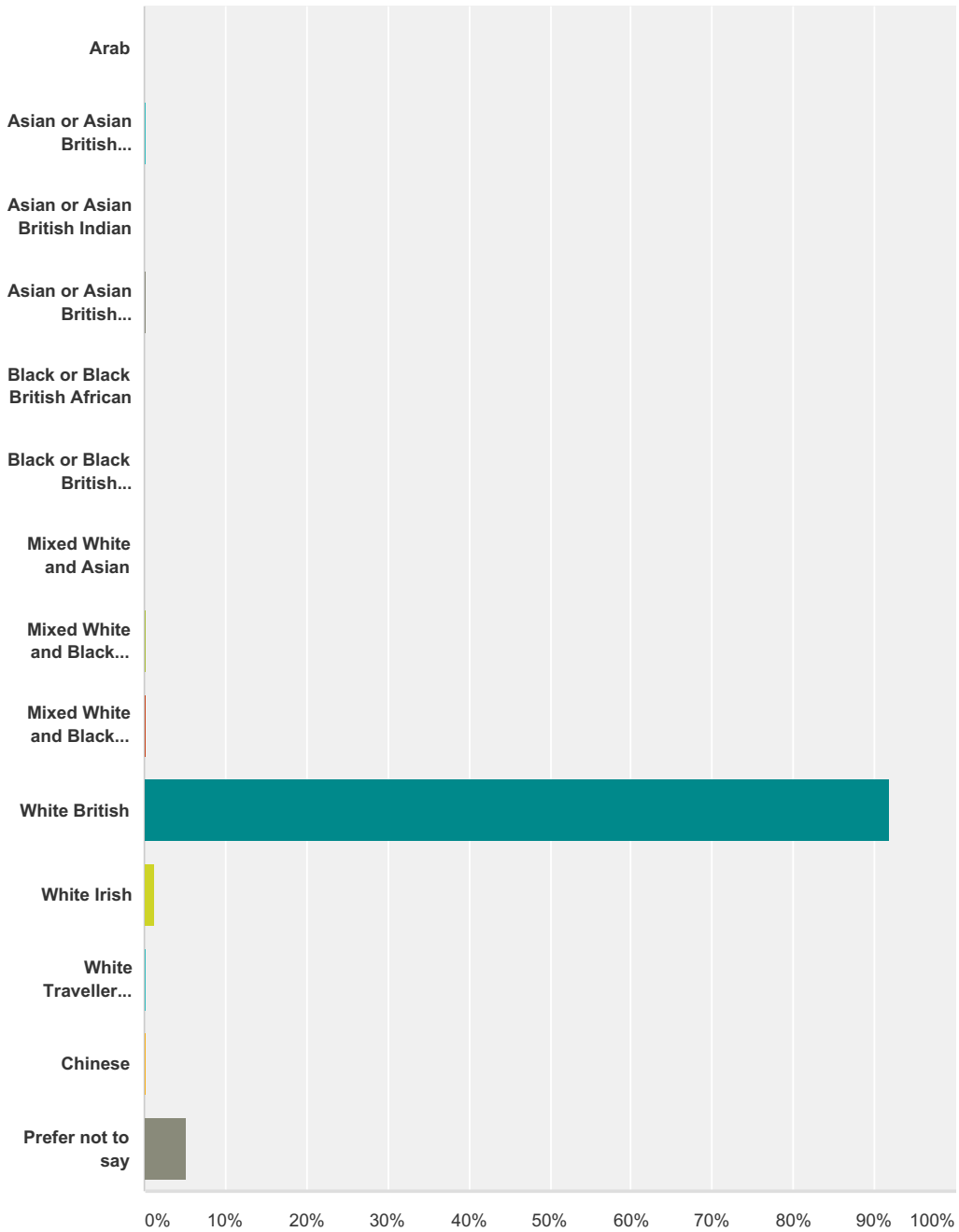
Answered: 357 Skipped: 139



Answer Choices	Responses	
Male	57.42%	205
Female	40.34%	144
Prefer not to say	2.24%	8
Total		357

Q25 6. Which one of these groups do you belong to?

Answered: 348 Skipped: 148



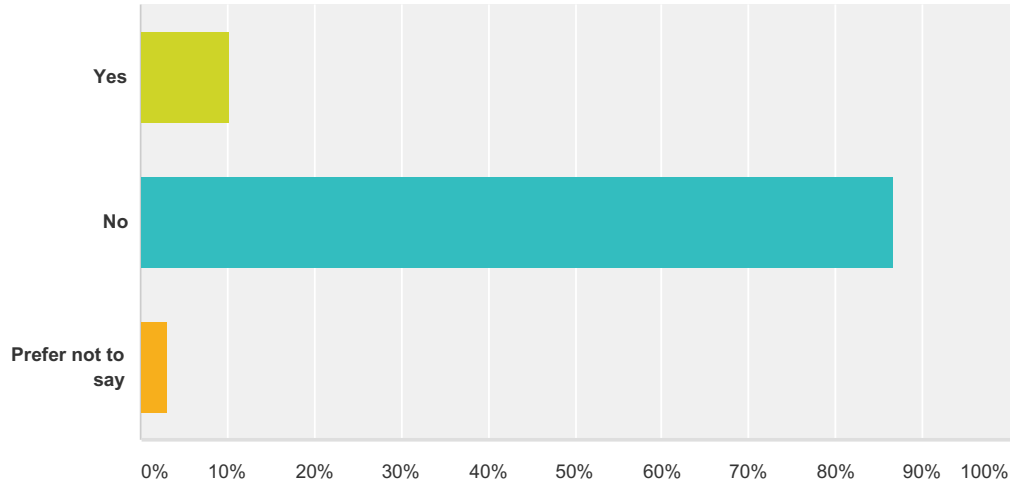
Answer Choices	Responses
Arab	0.00% 0
Asian or Asian British Bangladeshi	0.29% 1
Asian or Asian British Indian	0.00% 0
Asian or Asian British Pakistani	0.29% 1

SFRS - PSP Refresh

Black or Black British African	0.00%	0
Black or Black British Caribbean	0.00%	0
Mixed White and Asian	0.00%	0
Mixed White and Black African	0.29%	1
Mixed White and Black Caribbean	0.29%	1
White British	91.95%	320
White Irish	1.15%	4
White Traveller (including Gypsy, Roma, or Irish traveller)	0.29%	1
Chinese	0.29%	1
Prefer not to say	5.17%	18
Total		348

Q26 7. Do you consider yourself to have a disability (this includes any physical or mental health longstanding condition) that affects how you live your life?

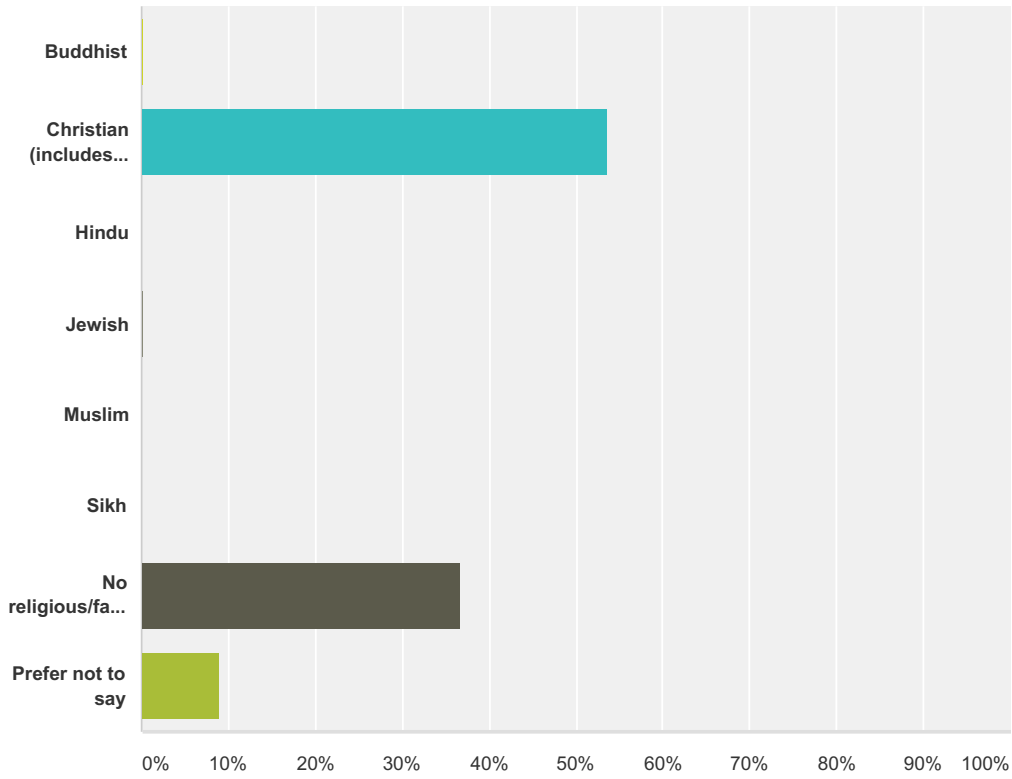
Answered: 359 Skipped: 137



Answer Choices	Responses
Yes	10.31% 37
No	86.63% 311
Prefer not to say	3.06% 11
Total	359

Q27 8. Which of the following faith and belief groups do you identify with? This includes a religious belief or philosophical belief which affects your view of the world. It also includes people who have no religion or belief.

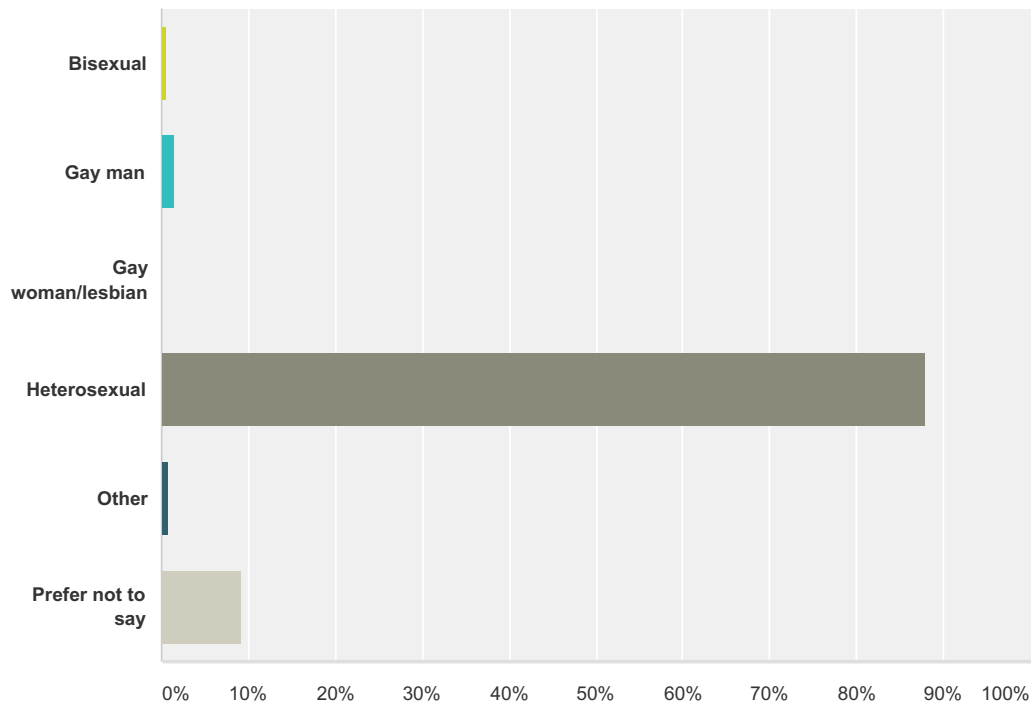
Answered: 354 Skipped: 142



Answer Choices	Responses
Buddhist	0.28% 1
Christian (includes Protestant, Catholic, Methodist and Evangelical)	53.67% 190
Hindu	0.00% 0
Jewish	0.28% 1
Muslim	0.00% 0
Sikh	0.00% 0
No religious/faith group	36.72% 130
Prefer not to say	9.04% 32
Total	354

Q28 9. Which of these best reflects your sexual orientation?

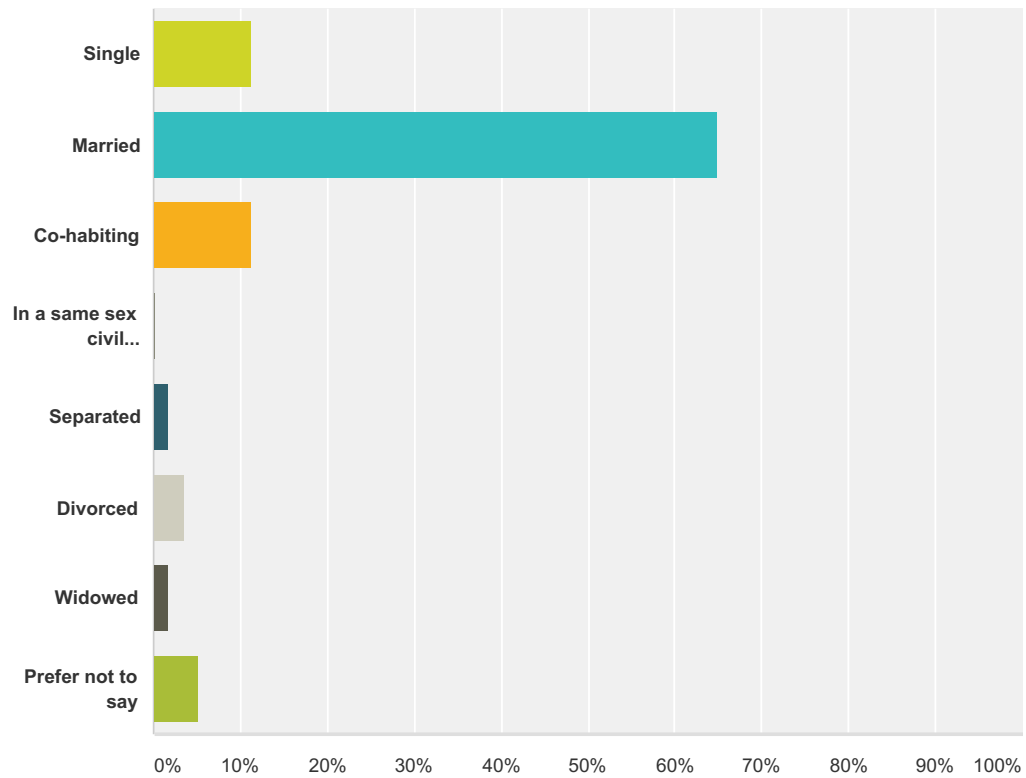
Answered: 358 Skipped: 138



Answer Choices	Responses	
Bisexual	0.56%	2
Gay man	1.40%	5
Gay woman/lesbian	0.00%	0
Heterosexual	87.99%	315
Other	0.84%	3
Prefer not to say	9.22%	33
Total		358

Q29 10. Which of these best describes you?

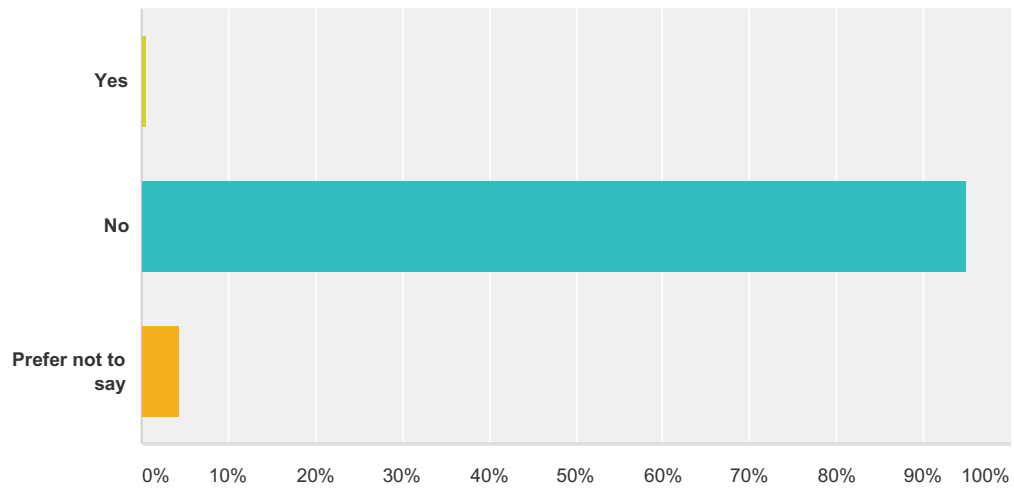
Answered: 357 Skipped: 139



Answer Choices	Responses	
Single	11.20%	40
Married	64.99%	232
Co-habiting	11.20%	40
In a same sex civil partnership	0.28%	1
Separated	1.68%	6
Divorced	3.64%	13
Widowed	1.68%	6
Prefer not to say	5.32%	19
Total		357

Q30 11. Does your gender differ from your birth sex?

Answered: 357 Skipped: 139



Answer Choices	Responses
Yes	0.56% 2
No	94.96% 339
Prefer not to say	4.48% 16
Total	357

This page is intentionally left blank